

UNIVERSITY OF MARYLAND CAMPUS OVERVIEW

FOUNDED IN 1856

FLAGSHIP SCHOOL OF UNIVERSITY SYSTEM OF MARYLAND

1,340 ACRE CAMPUS

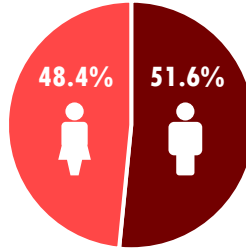
12 ACADEMIC COLLEGES AND SCHOOLS

102 BACHELOR DEGREE PROGRAMS | 115 MASTERS DEGREE PROGRAMS | 84 DOCTORAL DEGREE PROGRAMS

40,709
TOTAL STUDENTS

30,875
UNDERGRADUATE STUDENTS

9,834
GRADUATE STUDENTS



19,718
FEMALE STUDENTS

20,991
MALE STUDENTS

WHITE:U.S.	18,197	44.7%
BLACK OR AFRICAN AMERICAN:U.S.	4,602	11.3%
ASIAN:U.S.	6,718	16.5%
AMERICAN INDIAN OR ALASKA NATIVE:U.S.	46	0.1%
NATIVE HAWAIIAN OR OTHER PACIFIC ISLANDER:U.S.	28	0.1%
HISPANIC:U.S.	3,522	8.7%
UNKNOWN:U.S.	1,858	4.6%
TWO OR MORE:U.S.	1,676	4.1%
FOREIGN	4,062	10.0%

UMD HAS STUDENTS FROM ALL **50** STATES AND **105** DIFFERENT COUNTRIES.

75.7% OF ALL UMD UNDERGRADUATES ARE MARYLAND RESIDENTS.

FIRST-YEAR UNDERGRADUATE RETENTION RATE: **95.4%**

Enrollments and figures are from Fall 2020. 1-year retention rate is based upon full time, degree-seeking, new first-time students entering in Fall 2019.

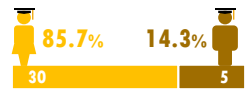
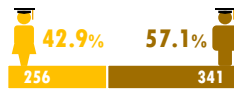
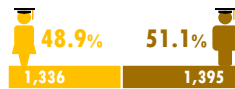
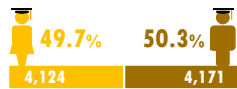
11,658
TOTAL DEGREES AWARDED

8,295
BACHELORS

2,731
MASTERS

597
DOCTORAL RESEARCH SCHOLAR

35
DOCTORAL PROFESSIONAL PRACTICE



FOUR-YEAR UNDERGRADUATE GRADUATION RATE

SIX-YEAR UNDERGRADUATE GRADUATION RATE



Degree data are from FY 2020. Four-year and six-year graduation rates are based upon full time, degree-seeking, new first-time students entering in Fall 2016 and Fall 2014 respectively.

4,264
TOTAL FACULTY

- 2 NOBEL LAUREATES**
- 3 PULITZER PRIZE WINNERS**
- 58 MEMBERS OF THE NATIONAL ACADEMIES**

STUDENT-FACULTY RATIO:



Faculty and award data are from Fall 2020. Faculty counts are based on Standard Occupation Classification (SOC) code.