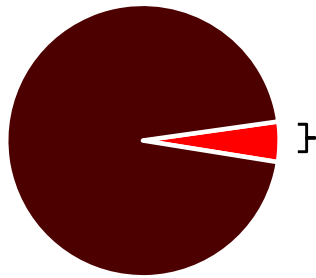


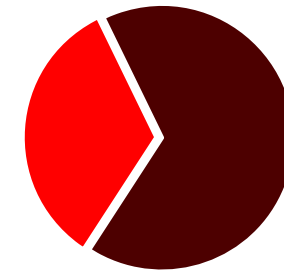
WHERE UMD STUDENTS COME FROM: FOREIGN STUDENTS

FOREIGN UNDERGRAD STUDENTS



4.6%
OF FALL 2016 UNDERGRAD
STUDENT POPULATION

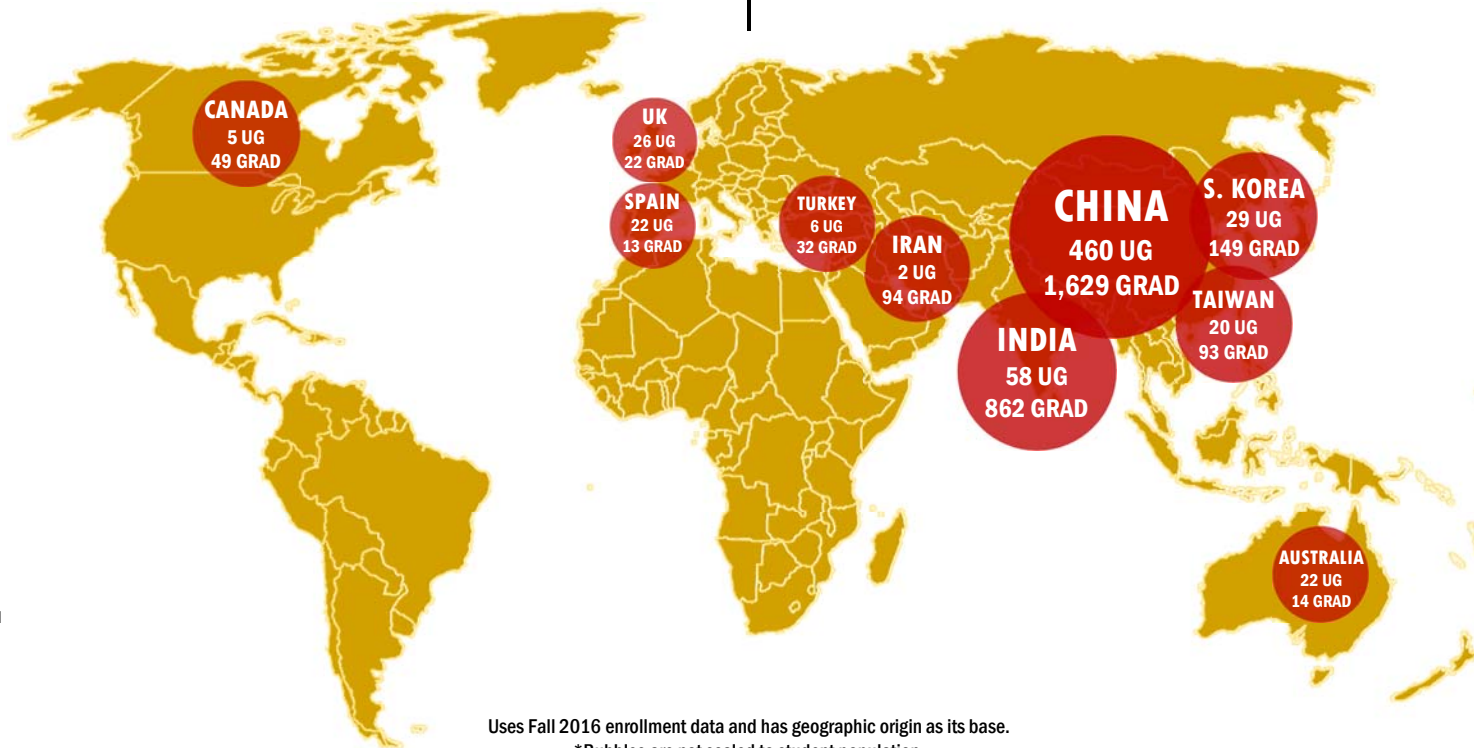
FOREIGN GRADUATE STUDENTS



33.6%
OF FALL 2016 GRAD
STUDENT POPULATION

56.5% CHINA

CHINA 45.8%



7.1% INDIA

INDIA 24.2%

3.6% SOUTH KOREA

SOUTH KOREA 4.2%

3.3% UNITED KINGDOM

IRAN 2.6%

2.7% SPAIN

TAIWAN 2.6%

2.7% AUSTRALIA

CANADA 1.4%

2.5% TAIWAN

TURKEY 0.9%

1.8% NETHERLANDS

1.8% MALAYSIA

COUNTRIES WITH 30-21 STUDENTS 4.1%

18.1% COUNTRIES WITH 10 STUDENTS OR LESS

COUNTRIES WITH 20-11 STUDENTS 8.1%

COUNTRIES WITH 10 STUDENTS OR LESS 6.1%

FOREIGN COUNTRIES REPRESENTED IN FALL 2016 STUDENT POPULATION: 118

ALBANIA · ALGERIA · ARGENTINA · AUSTRALIA · AUSTRIA · AZERBAIJAN · BAHAMAS · BAHRAIN · BANGLADESH · BARBADOS · BELARUS · BELGIUM · BOLIVIA · BOTSWANA · BRAZIL · BULGARIA · BURMA (MYANMAR) · CAMEROON · CANADA · CHAD · CHILE · CHINA · COLOMBIA · COMORO ISLANDS · CONGO (KINSHASA) · COSTA RICA · COTE D IVOIRE · CROATIA · CYPRUS · CZECH REPUBLIC · DENMARK · DOMINICA · DOMINICAN REPUBLIC · ECUADOR · EGYPT · EL SALVADOR · ETHIOPIA · FIJI ISLANDS · FINLAND · FRANCE · GAMBIA · GEORGIA · GERMANY · GHANA · GREECE · GUATEMALA · HAITI · HONDURAS · HONG KONG · HUNGARY · ICELAND · INDIA · INDONESIA · IRAN · IRELAND ISRAEL · ITALY · JAMAICA · JAPAN · JORDAN · KENYA · KOSOVO · KUWAIT · LEBANON · LITHUANIA · MACAU · MALAWI · MALAYSIA · MEXICO · MONGOLIA · MONTENEGRO · MOROCCO · NEPAL · NETHERLANDS · NEW ZEALAND · NICARAGUA · NIGERIA · NORWAY · OMAN · PAKISTAN · PARAGUAY · PERU · PHILIPPINES · POLAND · PORTUGAL · QATAR · ROMANIA · RUSSIA · SAUDI ARABIA · SENEGAL · SERBIA · SINGAPORE · SLOVAK REPUBLIC · SOUTH AFRICA · SOUTH KOREA · SPAIN · SRI LANKA (CEYLON) · SUDAN · SWEDEN · SWITZERLAND · TAIWAN, REPUBLIC OF CHINA · TAJIKISTAN · TANZANIA · THAILAND · TRINIDAD & TOBAGO · TUNISIA · TURKEY · UGANDA · UKRAINE · UNITED ARAB EMIRATES · UNITED KINGDOM URUGUAY · UZBEKISTAN · VENEZUELA · VIETNAM · WEST BANK · ZAMBIA · ZIMBABWE