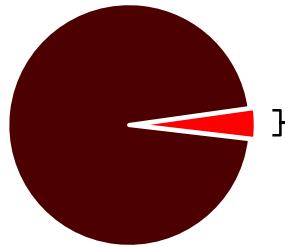



WHERE UMD STUDENTS COME FROM: FOREIGN STUDENTS

FOREIGN UNDERGRAD STUDENTS



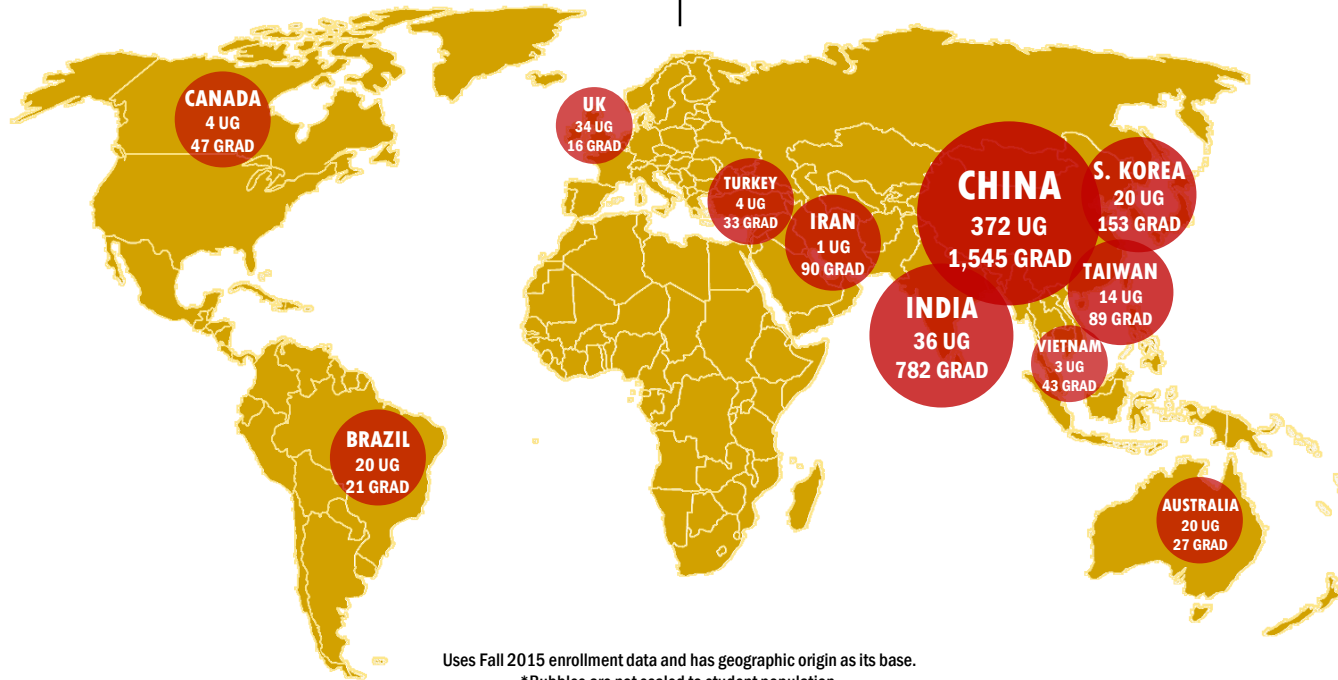
4.1%
OF FALL 2015 UNDERGRAD
STUDENT POPULATION

FOREIGN GRADUATE STUDENTS



31.9%
OF FALL 2015 GRAD
STUDENT POPULATION

57.1% CHINA



CHINA 45.5%

5.5% INDIA

5.2% UNITED KINGDOM

3.1% SOUTH KOREA

3.1% BRAZIL

3.1% AUSTRALIA

2.1% TAIWAN

INDIA 23.3%

SOUTH KOREA 4.5%

IRAN 2.7%

TAIWAN 2.6%

CANADA 1.4%

VIETNAM 1.3%

TURKEY 1.0%

4.7%

COUNTRIES WITH
30-21 STUDENTS

6.9%

COUNTRIES WITH
20-11 STUDENTS

6.5%

COUNTRIES WITH 10
STUDENTS OR LESS

Uses Fall 2015 enrollment data and has geographic origin as its base.

*Bubbles are not scaled to student population.

FOREIGN COUNTRIES REPRESENTED IN FALL 2015 STUDENT POPULATION: 115

ALBANIA · ALGERIA · ANTIGUA AND BARBUDA · ARGENTINA · AUSTRALIA · AUSTRIA · AZERBAIJAN · BAHAMAS · BANGLADESH · BELGIUM · BOLIVIA · BOTSWANA · BRAZIL · BRUNEI ARUSSALAM · BULGARIA · BURUNDI · CAMEROON · CANADA · CHILE · CHINA · COLOMBIA · COMORO ISLANDS · CONGO (KINSHASA) · COSTA RICA · COTE D IVOIRE · CROATIA · CYPRUS · DENMARK · DOMINICA · DOMINICAN REPUBLIC · ECUADOR · EGYPT · EL SALVADOR · ETHIOPIA · FIJI ISLANDS · FINLAND · FRANCE · GEORGIA · GERMANY · GHANA · GREECE · GUATEMALA · GUYANA · HAITI · HONDURAS · HONG KONG · HUNGARY · ICELAND · INDIA · INDONESIA · IRAN · IRAQ · IRELAND · ISRAEL · ITALY · JAMAICA · JAPAN · JORDAN · KENYA · SOUTH KOREA · KUWAIT · KYRGYZSTAN · LEBANON · MACEDONIA · MADAGASCAR · MALAYSIA · MALTA · MEXICO · MONTENEGRO · MOROCCO · NEPAL · NETHERLANDS · NEW ZEALAND · NICARAGUA · NIGERIA · NORWAY · OMAN · PAKISTAN · PANAMA · PARAGUAY · PERU · PHILIPPINES · POLAND · PORTUGAL · QATAR · ROMANIA · RUSSIA · RWANDA · SAUDI ARABIA · SENEGAL · SERBIA · SIERRA LEONE · SINGAPORE · SLOVAK REPUBLIC · SOUTH AFRICA · SPAIN · SRI LANKA (CEYLON) · SUDAN · SWEDEN · SWITZERLAND · TAIWAN, REPUBLIC OF CHINA · TAJIKISTAN · THAILAND · TRINIDAD & TOBAGO · TUNISIA · TURKEY · UGANDA · UKRAINE · UNITED ARAB EMIRATES · UNITED KINGDOM · URUGUAY · VENEZUELA · VIETNAM · WEST BANK · ZIMBABWE

20.9%
COUNTRIES WITH 10
STUDENTS OR LESS