

# UNIVERSITY OF MARYLAND CAMPUS OVERVIEW

FOUNDED IN 1856

FLAGSHIP SCHOOL OF UNIVERSITY SYSTEM OF MARYLAND

1,250 ACRE CAMPUS

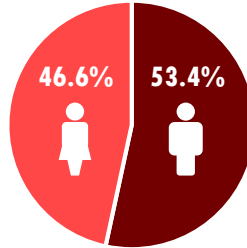
## 12 ACADEMIC COLLEGES AND SCHOOLS

91 BACHELOR DEGREE PROGRAMS | 107 MASTERS DEGREE PROGRAMS | 83 DOCTORAL DEGREE PROGRAMS

**38,140**  
TOTAL STUDENTS

**27,443**  
UNDERGRADUATE STUDENTS

**10,697**  
GRADUATE STUDENTS



**17,779**  
FEMALE STUDENTS

**20,361**  
MALE STUDENTS

WHITE:U.S.	<b>18,629</b>	48.8%
BLACK OR AFRICAN AMERICAN:U.S.	<b>4,302</b>	11.3%
ASIAN:U.S.	<b>5,156</b>	13.5%
AMERICAN INDIAN OR ALASKA NATIVE:U.S.	<b>47</b>	0.1%
NATIVE HAWAIIAN OR OTHER PACIFIC ISLANDER:U.S.	<b>26</b>	0.1%
HISPANIC:U.S.	<b>2,976</b>	7.8%
UNKNOWN:U.S.	<b>1,167</b>	3.1%
TWO OR MORE:U.S.	<b>1,306</b>	3.4%
FOREIGN	<b>4,531</b>	11.9%

UMD HAS STUDENTS FROM **49/50** STATES AND **115** DIFFERENT COUNTRIES.

**76.9%** OF ALL UMD UNDERGRADUATES ARE MARYLAND RESIDENTS.

FIRST-YEAR UNDERGRADUATE RETENTION RATE: **95.4%**

Enrollments and figures are from Fall 2015. 1-year retention rate is based upon full time, degree-seeking, new first-time students entering in Fall 2014.

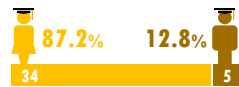
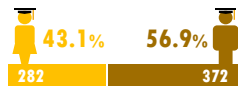
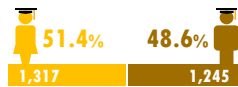
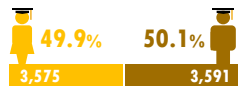
**10,421**  
TOTAL DEGREES AWARDED

**7,166**  
BACHELORS

**2,562**  
MASTERS

**654**  
DOCTORAL RESEARCH SCHOLAR

**39**  
DOCTORAL PROFESSIONAL PRACTICE



FOUR-YEAR UNDERGRADUATE GRADUATION RATE

SIX-YEAR UNDERGRADUATE GRADUATION RATE



Degree data are from FY2015. Four-year and six-year graduation rates are based upon full time, degree-seeking, new first-time students entering in Fall 2011 and Fall 2009 respectively.

**4,309**  
TOTAL FACULTY

- 3 NOBEL LAUREATES
- 6 PULITZER PRIZE WINNERS
- 48 MEMBERS OF THE NATIONAL ACADEMIES

STUDENT-FACULTY RATIO:



Faculty and award data based on Fall 2015 data. Faculty counts are based on Standard Occupation Classification (SOC) code.