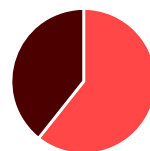


2015 UMD COLLEGE PROFILE
COLLEGE OF AGRICULTURE & NATURAL RESOURCES

UNDERGRADUATES: 1,226

4% OF ALL UMD UNDERGRADUATES

Race/Ethnicity	Female	Male	TOTAL
White:U.S.	417	313	730
Black or African American:U.S.	81	43	124
Asian:U.S.	69	43	112
American Indian or Alaska Native:U.S.	3	1	4
Native Hawaiian or Other Pacific Islander:U.S.	-	-	-
Hispanic:U.S.	68	42	110
Unknown:U.S.	12	4	16
Two or More:U.S.	35	13	48
Foreign	59	23	82
TOTAL	744	482	1,226



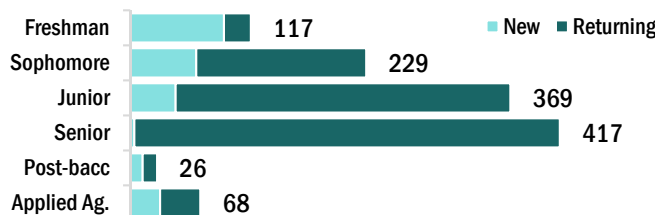
61% Female
39% Male



32% Minority:U.S.
7% International



89% Full-time
11% Part-time



1-YEAR RETENTION RATE (FALL 2014 COHORT)



NEW FIRST-TIME STUDENTS: 86

2% OF ALL UMD NEW FIRST-TIME STUDENTS



73% Female
27% Male



37% Minority:U.S.
0% International

SAT SCORES:	MATH	CRITICAL READING	COMBINED MATH + READING
	25TH PERCENTILE	610	610
75TH PERCENTILE	690	670	1350

AVERAGE HIGH SCHOOL WEIGHTED GPA: 4.25

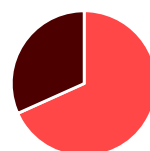
78% ENTERED UMD WITH COLLEGE CREDIT.

AVERAGE NO. OF CREDITS TRANSFERRED: 15.8

GRADUATE STUDENTS: 350

3% OF ALL UMD GRADUATE STUDENTS

Race/Ethnicity	Female	Male	TOTAL
White:U.S.	108	47	155
Black or African American:U.S.	6	3	9
Asian:U.S.	13	5	18
American Indian or Alaska Native:U.S.	-	1	1
Native Hawaiian or Other Pacific Islander:U.S.	-	-	-
Hispanic:U.S.	5	1	6
Unknown:U.S.	48	8	56
Two or More:U.S.	4	3	7
Foreign	55	43	98
TOTAL	239	111	350



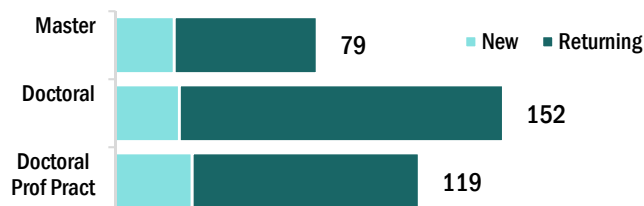
68% Female
32% Male



12% Minority:U.S.
28% International



92% Full-time
8% Part-time



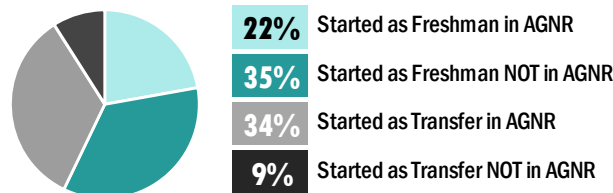
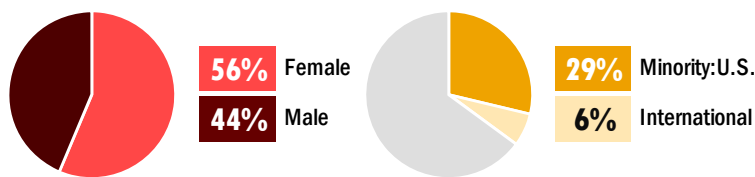
FALL 2015 ENROLLMENTS

2015 UMD COLLEGE PROFILE COLLEGE OF AGRICULTURE & NATURAL RESOURCES

FY2015 DEGREES AWARDED

BACHELOR'S DEGREES: 268

4% OF ALL UMD BACHELOR'S DEGREES



4-YEAR GRADUATION RATE (FALL 2011 COHORT)



6-YEAR GRADUATION RATE (FALL 2009 COHORT)



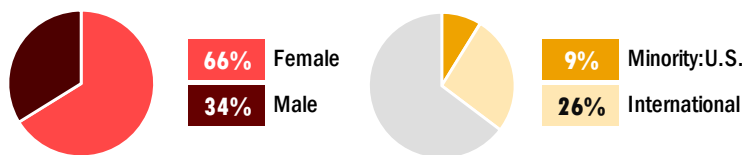
MASTER'S DEGREES: 37

1% OF ALL UMD MASTER'S DEGREES



DOCTORAL DEGREES: 68

10% OF ALL UMD DOCTORAL DEGREES



Doctoral degree counts and demographics include Doctoral-Research Scholar and Doctoral-Professional Practice. Time to degree figures only account for Doctoral-Research Scholar.

FALL 2015 FACULTY

FACULTY: 252

6% OF ALL UMD FACULTY

	Female	Male	TOTAL
Faculty - Primarily Instruction	51	88	139
Full-time	41	84	125
Part-time	10	4	14
Faculty - Primarily Research	60	53	113
Full-time	56	51	107
Part-time	4	2	6
TOTAL	111	141	252

