

# UNIVERSITY OF MARYLAND CAMPUS OVERVIEW

FOUNDED IN 1856

FLAGSHIP SCHOOL OF UNIVERSITY SYSTEM OF MARYLAND

1,340 ACRE CAMPUS

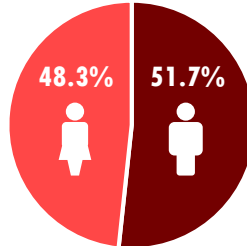
## 12 ACADEMIC COLLEGES AND SCHOOLS

97 BACHELOR DEGREE PROGRAMS | 113 MASTERS DEGREE PROGRAMS | 84 DOCTORAL DEGREE PROGRAMS

**40,743**  
TOTAL STUDENTS

**30,511**  
UNDERGRADUATE STUDENTS

**10,232**  
GRADUATE STUDENTS



**19,681**  
FEMALE STUDENTS

**21,062**  
MALE STUDENTS

WHITE:U.S.	<b>18,548</b>	45.5%
BLACK OR AFRICAN AMERICAN:U.S.	<b>4,325</b>	10.6%
ASIAN:U.S.	<b>6,230</b>	15.3%
AMERICAN INDIAN OR ALASKA NATIVE:U.S.	<b>41</b>	0.1%
NATIVE HAWAIIAN OR OTHER PACIFIC ISLANDER:U.S.	<b>27</b>	0.1%
HISPANIC:U.S.	<b>3,283</b>	8.1%
UNKNOWN:U.S.	<b>1,664</b>	4.1%
TWO OR MORE:U.S.	<b>1,596</b>	3.9%
FOREIGN	<b>5,029</b>	12.3%

UMD HAS STUDENTS FROM ALL **50** STATES AND **123** DIFFERENT COUNTRIES.

**74.4%** OF ALL UMD UNDERGRADUATES ARE MARYLAND RESIDENTS.

FIRST-YEAR UNDERGRADUATE RETENTION RATE: **95.2%**

Enrollments and figures are from Fall 2019. 1-year retention rate is based upon full time, degree-seeking, new first-time students entering in Fall 2018.

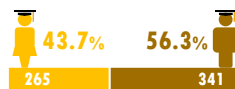
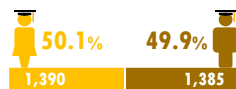
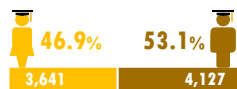
**11,184**  
TOTAL DEGREES AWARDED

**7,768**  
BACHELORS

**2,775**  
MASTERS

**606**  
DOCTORAL RESEARCH SCHOLAR

**35**  
DOCTORAL PROFESSIONAL PRACTICE



FOUR-YEAR UNDERGRADUATE GRADUATION RATE

SIX-YEAR UNDERGRADUATE GRADUATION RATE



Degree data are from FY 2019. Four-year and six-year graduation rates are based upon full time, degree-seeking, new first-time students entering in Fall 2015 and Fall 2013 respectively.

**4,468**  
TOTAL FACULTY

- 3 NOBEL LAUREATES
- 6 PULITZER PRIZE WINNERS
- 59 MEMBERS OF THE NATIONAL ACADEMIES

STUDENT-FACULTY RATIO:



Faculty and award data are from Fall 2019. Faculty counts are based on Standard Occupation Classification (SOC) code.